

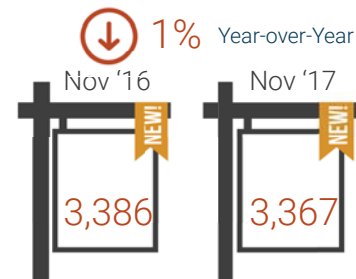


HOME SALES

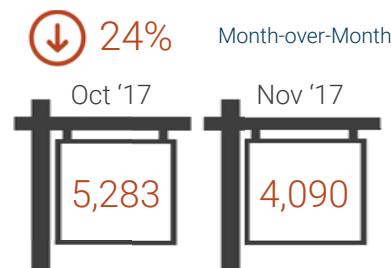
Nov '16 4,378 vs. Nov '17 4,035

↓ 8%

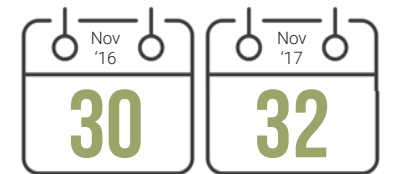
NEW LISTINGS



ACTIVE LISTINGS

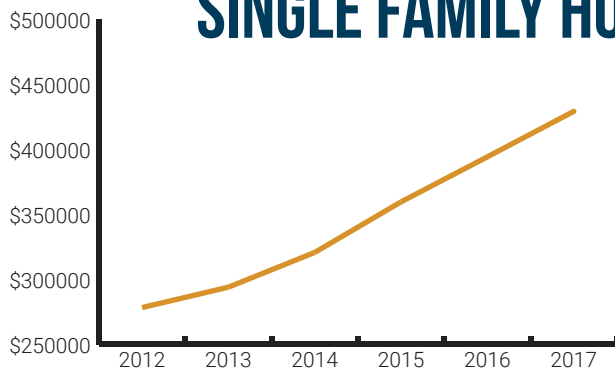


AVERAGE DAYS ON MARKET



↑ 2 days

AVERAGE SOLD PRICE FOR SINGLE FAMILY HOMES



Nov '16 \$394,064
Nov '17 \$429,006

↑ 9%

WEEKS OF INVENTORY

↓ 2 weeks

